

# LIST OF PARTS



## SINGER\*\*

### MACHINE No. 153w101

---

THE SINGER COMPANY

## INDEX

	Page
Accessories .....	15
Bobbin Winder .....	15
Foot Lifter Treadles .....	16 & 17
Machine No. 153w101 .....	5
Numerical List of Parts .....	19

## INSTRUCTIONS FOR ORDERING

In ordering from this list, use **ONLY** the **PART** number in the **FIRST** column.

The number stamped on a Sewing Machine Part is the number of the Single Part only, except when the part includes Set Screws, Clamping Screws, Studs and Rollers Spun on, Small Wires riveted, or Parts soldered together, etc., which it is necessary to furnish in combination.

Every combination of parts sent out has its specific number which, although not stamped on Parts (except in above case), must be used when ordering the combination.

Each number always indicates the **SAME PART** in whatever list it appears, or for whatever Machine.

The letters after some of the numbers indicate the style of finish only, as follows:

- A—Hardened, Polished, Nickel Plated and Buffed.
- AL—Heat Treated for Toughness.
- ALX—Heat Treated for Toughness and Black Oxide.
- B—Polished, Nickel Plated and Buffed.
- C—Hardened only.
- D—Polished only.
- E—Soft, Not polished.
- F—Hardened and Polished.
- J—Nickel Plated only.
- R—Merlized.
- X—Black Oxide, for Iron and Steel.
- XC—Hardened and Black Oxide, for Iron and Steel.
- Y—Black Nickel Plated only.
- Z—Chromium Plated.

These letters **MUST BE USED** when they appear in the list and **AFTER** the number, as in the list.

In this series


- 1 to 1500, 200001 to 201500 and 350001 to 351500 are Screw Numbers.
- 1501 to 1800, 201501 to 201800 and 351501 to 351800 are Nut Numbers.
- 1801 to 2000, 201801 to 202000 and 351801 to 352000 are Roller Numbers.
- 2001 to 50000 and 202001 to 350000 are Numbers of Machine Parts.

The figures in the second column refer only to the plate in which the illustration of the part is shown and are **NOT TO BE USED** in ordering.

Two or more numbers over a cut indicate that the difference between such parts is not visible in an illustration.

Parts marked with an asterisk (\*) are furnished only when repairs are made at the factory.

LIST OF PARTS COMPLETE  
FOR



MACHINE No. 153w101

HIGH SPEED. COMPOUND FEED.  
ALTERNATING PRESSERS. BELT DRIVE.  
LINK TAKE-UP. SAFETY CLUTCH.  
FOOT LIFTER.

FOR SETTING SLEEVES IN LEATHER GARMENTS  
AND SIMILAR WORK.

No.	Plate	Name
*240696	-----	Arm with 202135
224002	16930	" Cap
200278X	16930	" " Screw
202248	16930	" " " Washer
204235	16953	" Position Pin (2)
200004E	16953	" Screw (3)
202005	16953	" " Washer (3)
240697	16930	" Shaft with 224392 and 350431E



No.	Plate	Name
223607	16930	Arm Shaft Bushing (back) with 202260
202260	16930	" " " " Oil Packing (wick)
200338C	16930	Arm Shaft Bushing (back) Set Screw
207080	16930	" " " (front) with 202244
202244	16930	" " " " Oil Packing (wick)
200502X	16930	Arm Shaft Bushing (front) Oil Packing Thumb Screw
350533E	16930	Arm Shaft Bushing (front) Set Screw
264159	16930	" " " " " "
		350533E with two 201522E
201522E	16930	Arm Shaft Bushing (front) Set Screw Lock Nut
235003	16953	Arm Shaft Connection Belt
224104	16953	" " " " Pulley with 200327C, 200602C and two 202253
200602C	16953	Arm Shaft Connection Belt Pulley Position Screw
200327C	16953	Arm Shaft Connection Belt Pulley Set Screw
202253	16953	Arm Shaft Connection Belt Pulley Spring Flange
233692	16931	Arm Shaft Connection Belt Timing Plate
200164B	16931	" " " " " "
		Screw (2)
224392	16930	Arm Shaft Oil Packing (wick)
350431E	16930	" " " " Stop Screw
*240603	-----	Bed (cylinder) with 201461C and 213380
233607	16935	" " Cap
222404	16935	" " " Position Pin (2)
200100D	16935	" " " Screw (2)
213787	16935	" " End Cover
213890	16935	" Base (4 in. high)
203184	16935	" Clamp
200262X	16935	" " Hinge Screw
202622	16935	" " Packing Washer
200728X	16935	" " Thumb Screw
203185	16935	" " Washer
202618	16935	" Hinge
201110X	16935	" " Screw (6)
221174	16935	" Slide (back)
233643	16935	" " Clamp Plate (back)
233609	16935	" " " " (front)
200582X	16935	" " " " Screw (4)
203470	17024	Bobbin
*235099	-----	" Case
203648	17024	" " Latch
*202056	-----	" " " Pin
203473	17024	" " " Plunger
203474	17024	" " " Spring
233636	17024	" " Lever

No.	Plate	Name
*233640	-----	Bobbin Case Lever Eccentric
221147	17024	" " " " Position Pin
203576	17024	" " " Fulcrum with 203579
200110D	17024	" " " " Screw
203578	17024	" " " Slide
203579	17024	" " " " Stud
241674	17024	" " Oiling Felt
241675	17024	" " " " Retainer
350405C	17024	" " " " " Screw
203214	17024	" " Tension Spring
200984C	17024	" " " " Regulating Screw
200594C	17024	Bobbin Case Tension Spring Screw
203216	17024	" " Washer (cloth)
235100	17024	Bobbin Case complete, Nos. 200594C, 200984C, 202056, 203214, 203216, 203473, 203474, 203648, 235099, 241674, 241675 and two 350405C
237577	16930	Driving Wheel (belt groove 4 in. diam.) with two 200338C
200338C	16930	Driving Wheel Set Screw
240179	16935	Face Plate with 201650X and 350432XC
202135	16935	" " Position Pin
200473X	16935	" " Thumb Screw
233694	16932	Feed Bar with 213610
213298	16932	" " Connecting Link with two 350411C
350411C	16932	Feed Bar Connecting Link Pinch Screw
200935F	16932	" " " " Screw Stud
201531E	16932	" " " " " "
		Nut
213610	16932	Feed Bar Connecting Link Stud
240665	16932	" Dog, 46 needle hole, for needle sizes 16 and 18, for 240628
Note: No. 240665 is furnished with this machine unless another Feed Dog is specified on order.		
240699	16932	Feed Dog, 46 elongated needle hole, for needle sizes 20 and 22 (for long stitch)
350149E	16932	Feed Dog Screw
221163	16932	" " Stop Washer
240700	16932	" " " " (for long stitch) (for use with 240699)
224106	16953	Feed Driving Connection with 200049D and 202277
350410C	16953	Feed Driving Connection Hinge Screw
201517D	16953	" " " " "
		Nut
202277	16953	Feed Driving Connection Hinge Screw Oil Packing (wick)

No.	Plate	Name
202277	16953	Feed Driving Connection Oil Packing (wick)
200049D	16953	Feed Driving Connection Pinch Screw
235082	16953	" " Eccentric Regulating Bracket
235009	16953	Feed Driving Eccentric Regulating Bracket 235082 with 224108, two each 200256C and 201525E
224108	16953	Feed Driving Eccentric Regulating Bracket Flange with 200383C and 200437C
200437C	16953	Feed Driving Eccentric Regulating Bracket Flange Position Screw
200383C	16953	Feed Driving Eccentric Regulating Bracket Flange Set Screw
200256C	16953	Feed Driving Eccentric Regulating Bracket Hinge Screw
201525E	16953	Feed Driving Eccentric Regulating Bracket Hinge Screw Nut
202301	16953	Feed Driving Eccentric Regulating Bracket Plunger
202595	16953	Feed Driving Eccentric Regulating Bracket Plunger Spring
200607C	16953	Feed Driving Eccentric Regulating Bracket Plunger Spring Stop Screw
200256C	16953	Feed Driving Eccentric Regulating Bracket Stop Screw
201525E	16953	Feed Driving Eccentric Regulating Bracket Stop Screw Nut
200429C	16953	Feed Driving Eccentric Regulating Screw
200383C	16953	Feed Driving Eccentric Regulating Screw Check Screw
240610	16932	Feed Driving Rock Shaft
233614	16932	" " " " Bearing
201525E	16932	" " " " " Nut
235066	16932	" " " " Bushing
200346C	16932	" " " " " Set Screw
240668	16932	Feed Driving Rock Shaft Collar with 200113F
200113F	16932	Feed Driving Rock Shaft Collar Set Screw
240611	16932	Feed Driving Rock Shaft Crank with 200038C (for 6 to 12 stitches to the inch)
Note: No. 240611 Feed Driving Rock Shaft Crank is furnished unless No. 240612 is ordered.		
240612	16932	Feed Driving Rock Shaft Crank with 200038C (for 8 to 28 stitches to the inch)

No.	Plate	Name
200038C	16932	Feed Driving Rock Shaft Crank Pinch Screw
233695	16932	Feed Lifting Cam with 200392C and 200447C
200447C	16932	Feed Lifting Cam Position Screw
233696	16932	" " " Retainer
200583X	16932	" " " " Screw
200392C	16932	" " " Set Screw
240613	16930	" Regulating Spindle with 202443, 202619 and 240614 (for 6 to 12 stitches to the inch)
Note: No. 240613 Feed Regulating Spindle is furnished unless No. 240615 is ordered.		
240615	16930	Feed Regulating Spindle with 202443, 202619 and 240616 (for 8 to 28 stitches to the inch)
*240614	-----	Feed Regulating Spindle Head
*240616	-----	" " " Head
202443	16930	" " " " Pin
202619	16930	" " " " Position Pin
249132	16935	Foot Lifter Lifting Lever
200262X	16935	" " " " Hinge Screw
227561	16935	" " " " Spring
264160	16935	" " " " Stop Finger
*203522	-----	Hook (sewing)
203523	17024	" 203522 with 203525 and two 201253F
238250	17024	Hook and Bobbin Case complete, Nos. 203523 and 235100
233697	17024	Hook Bevel Gear Socket, 18 teeth
200556X	17024	" " " " Screw
240618	16931	" " Pinion with three 200386C
200386C	16931	" " " Set Screw
240619	16931	" Driving Counter Shaft
240620	16931	" " " Bushing (back)
235017	16931	Hook Driving Counter Shaft Bushing (front)
200346C	16931	Hook Driving Counter Shaft Bushing Set Screw (2)
235018	16931	Hook Driving Counter Shaft Gear with 200382C and 200398C
200398C	16931	Hook Driving Counter Shaft Gear Position Screw
200382C	16931	Hook Driving Counter Shaft Gear Set Screw
240621	16931	Hook Driving Counter Shaft Oil Tube (brass)
240622	16931	Hook Driving Shaft
235021	16931	" " " Bushing (back)
201470C	16931	" " " " Set Screw



No.	Plate	Name
213380	16931	Hook Driving Shaft Bushing (front)
201461C	16931	" " " " " Posi- tion Screw
203244	16931	Hook Driving Shaft Collar with two 200393C
200393C	16931	Hook Driving Shaft Collar Set Screw
235018	16931	" " " Gear with 200382C and 200398C
200398C	16931	Hook Driving Shaft Gear Position Screw
200382C	16931	Hook Driving Shaft Gear Set Screw
240623	16931	" " " Lock Ratchet with 200354C and 200362C
240635	16935	Hook Driving Shaft Lock Ratchet Guard
201652E	16935	" " " " " "
		Lock Nut
200354C	16931	Hook Driving Shaft Lock Ratchet Posi- tion Screw
200362C	16931	Hook Driving Shaft Lock Ratchet Set Screw
265044	16931	Hook Driving Shaft Lock Stud
248423	16931	" " " " " Cotter Pin
265045	16931	" " " " " Socket
248425	16931	" " " " " Spring
265046	16931	Hook Driving Shaft Lock Stud complete, Nos. 248423, 248425, 265044 and 265045
203525	17024	Hook Gib
201253F	17024	" " Screw
233707	17024	" Saddle with 206758 and two 233708
233758	17024	Hook Saddle complete, Nos. 200110D, 200556X, 203576, 203578, 233636, 233697, 233707, 238237 and 238250
206758	17024	Hook Saddle Oil Packing (wick)
233708	17024	" " Oiling Felt
200541E	17024	" " Screw (2)
225837	17024	" " Washer (2)
238237	17024	" Washer with 233640 and three 221147
240205	16934	Lifting Bell Crank
200996C	16934	" " " Cap Screw
240125	16058	" " " Link
350172C	16058	" " " " Screw Stud
201524E	16058	" " " " " Nut
240160	16058	" Eccentric with 200382C and 200398C
240126	16058	Lifting Eccentric Connection
240171	16058	" " " Crank with 200029E and 248821
248821	16058	Lifting Eccentric Connection Crank Oil Packing (wick)

No.	Plate	Name
200029E	16058	Lifting Eccentric Connection Crank Pinch Screw
200398C	16058	Lifting Eccentric Position Screw
200382C	16058	" " Set Screw
240148	16934	" Presser Foot, for 240149
200074F	16934	" " " Screw
240136	16058	" Rock Shaft with 201524E and 350172C
240174	16058	Lifting Rock Shaft Bushing (2)
240219	16933	Needle Bar with 200125F, 200175D and 240499
238251	16933	Needle Bar Connecting Link
264718	16933	" " " " Oil Guard
201183D	16933	" " " " " "
		Screw
202333	16933	Needle Bar Connecting Link Stud with 202254
202254	16933	Needle Bar Connecting Link Stud Oil Packing (wick)
200374C	16933	Needle Bar Connecting Link Stud Set Screw
200383C	16933	Needle Bar Connecting Link Stud Set Screw
208552	16933	Needle Bar Connecting Stud with 200086C and 202330
202330	16933	Needle Bar Connecting Stud Oil Packing (wick)
200086C	16933	Needle Bar Connecting Stud Pinch Screw
202692	16933	Needle Bar Crank with 200335C, 200374C 200383C, 200428C and 202333
240137	16933	Needle Bar Crank 202692 with 202399, 202400, 208552, 238251 and 240139
203172	16933	Needle Bar Crank Friction Washer
200428C	16933	" " " Position Screw
200335C	16933	" " " Set Screw
240138	16933	" " Rock Frame
210910	16933	" " " " Hinge Stud with 202277
202277	16933	Needle Bar Rock Frame Hinge Stud Oil Packing (wick)
200347C	16933	Needle Bar Rock Frame Hinge Stud Set Screw
202666	16933	Needle Bar Rock Frame Position Bracket
200098F	16933	Needle Bar Rock Frame Position Bracket Screw
223690	16058	Needle Bar Rock Frame Rock Shaft
223691	16058	" " " " " "
		223690 with 200387C and 210920
264112	16058	Needle Bar Rock Frame Rock Shaft Crank with 200029E

No.	Plate	Name
240624	16953	Needle Bar Rock Frame Rock Shaft Crank Connection with 202277
200833C	16953	Needle Bar Rock Frame Rock Shaft Crank Connection Hinge Screw
201522E	16953	Needle Bar Rock Frame Rock Shaft Crank Connection Hinge Screw Nut
202277	16953	Needle Bar Rock Frame Rock Shaft Crank Connection Oil Packing (wick)
200029E	16058	Needle Bar Rock Frame Rock Shaft Crank Pinch Screw
202668	16058	Needle Bar Rock Frame Slide Block
210920	16058	" " " " " "
		202668 with 201141C
201141C	16058	Needle Bar Rock Frame Slide Block Screw Stud
200387C	16058	Needle Bar Rock Frame Slide Block Screw Stud Set Screw
240499	16933	Needle Bar Thread Guide
200175D	16933	" " " " Screw
200125F	16933	" Set Screw
208566	16934	Presser Bar with 200074F
207072	16934	" " Bushing (2)
200352C	16934	" " " Set Screw (2)
264525	16934	" " Lifter
200653C	16934	" " " Hinge Screw
264526	16934	" " Lifting Bracket with 200054E
200975F	16934	Presser Bar Lifting Bracket Guide Screw
200054E	16934	Presser Bar Lifting Bracket Pinch Screw
202337	16934	Presser Bar Position Guide
202338	16934	" " " " Lever with 200086F
200086F	16934	Presser Bar Position Guide Lever Pinch Screw
200352C	16934	Presser Bar Position Guide Set Screw
237836	16935	" " Spring (flat)
210949	16934	" " " Bracket with 200086C
200086C	16934	" " " " Pinch Screw
201410F	16935	" " " Regulating Screw
200948F	16935	" " " Support Screw
265032	16931	Safety Clutch Hook Driving Shaft Posi- tion Collar with two 201254C
201254C	16931	Safety Clutch Hook Driving Shaft Posi- tion Collar Set Screw
240519	16931	Safety Clutch Locking Lever
240520	16931	" " " " Connecting Link
240536	16931	Safety Clutch Locking Lever Hinge Stud
200364C	16931	" " " " " "
		Set Screw

No.	Plate	Name
265102	16931	Safety Clutch Locking Lever Spring
200364C	16931	" " " " "
		Hinge Stud Set Screw
240537	16931	Safety Clutch Locking Lever Spring Stud
240639	16931	Safety Clutch Pulley with 202253 and two 200364C
202253	16931	Safety Clutch Pulley Spring Flange
265057	16931	" " Throw-in Latch
240522	16931	" " " " Pin
265051	16931	" " " " Spring
240640	16931	Safety Clutch complete, Nos. 240519, 240520, 240522, 240536, 240537, 240639, 265032, 265051, 265057 and 265102
240139	16933	Take-up Lever
202399	16933	" " Driving Stud with 202277
202277	16933	" " " " Oil Packing (wick)
202400	16933	Take-up Lever Hinge Stud with 202423
202423	16933	" " " " Oil Packing (wick)
200363C	16933	Take-up Lever Hinge Stud Set Screw
240023	16927	Tension Bracket with 201224B and 236060
240446	16927	Tension Bracket complete, Nos. 200978X, 201199F, 204271, 223438, 223703, 223704, 223706, 237174, 240023, two each 200309E, 201572X and 244048
200159F	16927	Tension Bracket Screw
244048	16927	" Disc
236060	16927	" " Position Pin
223703	16927	" Release Lever
235576	16934	" " " Rod
200309E	16927	" " " Screw
223704	16927	" " Plunger
264527	16934	" " Slide
240142	16934	" " " Spring
204271	16927	" " Washer
223438	16927	" Spring
201224B	16927	" Stud
201572X	16927	" Thumb Nut
223706	16927	Thread Controller Disc
200978X	16927	" " " Screw
237174	16927	" " Spring
240627	16927	" " " Stop
200132E	16927	" " " " Screw
201199F	16927	" " Stud with 204925
200061C	16927	" " " Set Screw
201572X	16927	" " " Thumb Nut
204925	16927	" " " Washer
202412	16930	" Guide



No.	Plate	Name
224040	16927	Thread Guide
210955	16927	" " (upper)
200582X	16927	" " Screw (3)
241755	16935	" Lubricator Oil Pad (felt)
237845	16935	" " " " Holder
240439	16935	" " " " Retainer
241758	16935	" " " Reservoir
241759	16935	" " " Wick
350432XC	16935	" " Screw
201650X	16935	" " " Nut
214838	16935	" " " Washer
237846	16935	Thread Lubricator complete, Nos. 214838 237845, 240439, 241755, 241758 and 241759
240034	16927	Thread Retainer
200355X	16927	" " Set Screw
240628	16932	Throat Plate, for 240665
200577AL	16932	" " Screw (2)
240183	16934	Vibrating Presser Bar
240184	16934	" " " Connecting Link
240185	16934	" " " Extension with 204264 and 240186
240186	16934	Vibrating Presser Bar Extension Collar
204264	16934	" " " " "
		Pin
202277	16934	Vibrating Presser Bar Oil Packing (wick)
240188	16934	Vibrating Presser Bar Spring
350299C	16934	" " " Thumb Screw
240149	16934	" " " Foot, 46 needle hole, with 201015F, for 240148
201015F	16934	Vibrating Presser Foot Pinch Screw

**SINGER** Needles should be used  
 in **SINGER** Machines  
 These Needles and their Containers  
 are marked with the  
 Company's Trade Mark "**SIMANCO.\*\***" 1

Needles in Containers marked  
 "**FOR SINGER MACHINES**"  
 are NOT **SINGER** made needles. 2

## ACCESSORIES

No.	Plate	Name
203470	17024	Bobbin (2)
227104	16936	Drip Pan (cast iron, square) with one wood screw 1-1/2 in., No. 14, R. H. B.
51078	16936	Machine Bolt (4)
6055	16936	" " Washer (4)
41401	16936	" Rest Pin (wood)
135x16	-----	Needles, three each, size 18 and 20
120342	16936	Oiler (copper plated) with 120343
120343	16936	" Spout (3-1/2 in. long)
228476	16936	Screw Driver (Bobbin Case)
225498	16936	" " (7-1/4 in. long)
225554	16936	Wrench (steel)

## BOBBIN WINDER

(SWINGING AUTOMATIC, RIGHT HAND)  
FOR 5/16 INCH ROUND BELT DRIVE

259428	16615	Brake (leather)
259429	16615	" Clamp
200113F	16615	" " Screw
225453	16615	Frame with 202277 and 259660
225454	16615	" Hinge Pin
202277	16615	" Oil Packing (wick)
259660	16615	" " Well Washer
225455	16615	" Spring
225456	16615	" " Plunger
225368	16615	Pulley with 200380C
200380C	16615	" Set Screw
225381	16615	Spindle
225444	16615	Stop Latch
200056E	16615	" " Screw
225458	16615	" " Thumb Lever
225459	16615	" " " " Hinge Stud
225459	16615	" " " " Joint Stud
202478	16615	" " Trip Lever
200299X	16615	" " " " Hinge Screw
225461	16615	Tension Bracket with 201499X
200082D	16615	" " Screw
228026	16615	" " " Washer
2102	16615	" Disc

## ACCESSORIES

No.	Plate	Name
13710	16615	Tension Spring
201499X	16615	" Stud
201572X	16615	" " Thumb Nut
225462	16615	Bobbin Winder Tension Bracket complete, Nos. 13710, 201572X, 225461 and two 2102
259430	16615	Bobbin Winder and Tension Bracket Base
259431	16615	Universal Bobbin Winder complete, Nos. 200056E, 200082D, 200113F, 200299X, 202478, 225368, 225381, 225444, 225453 to 225456, 225458, 225462, 228026, 259428 to 259430, two each 225459 and wood screws 3/4 in., No. 12, R. H. B.

Note: Bobbin Winder 259431 is furnished with this Machine unless Bobbin Winder 259462 is specified on order.

## FOOT LIFTER TREADLE

FURNISHED WITH THIS MACHINE UNLESS  
OTHERWISE SPECIFIED ON ORDER  
(FOR FASTENING TO FLOOR)

227779	16937	Lever Chain, 48 in. long, with two 202784
202784	16937	" " Hook
228676	16937	Treadle
228714	16937	" 228676 with 2718R, 14373 and 50581R
228677	16937	Treadle Bracket with 200358C
228681	16937	" " 228677 with two wood screws 1 in., No. 14, F. H.
14373	16937	Treadle Extension
50581R	16937	" " Screw
2718R	16937	" " Washer
228679	16937	" Shaft
200358C	16937	" " Set Screw
228682	16937	Foot Lifter Treadle (for fastening to floor) complete, Nos. 227779, 228679, 228714 and two 228681

(Other Foot Lifter parts are listed with parts of Machine Head)

## FOOT LIFTER TREADLE

FURNISHED IN PLACE OF 228682  
WHEN SO ORDERED

(FOR STANDS WITH ROUND TREADLE SUPPORT)

No.	Plate	Name
227779	16938	Lever Chain, 48 in. long, with two 202784
202784	16938	Lever Chain Hook
228676	16938	Treadle
228714	16938	" 228676 with 2718R, 14373 and 50581R
228683	16938	Treadle Bracket with 200358C and two 200528C
200528C	16938	Treadle Bracket Set Screw
14373	16938	" Extension
50581R	16938	" " Screw
2718R	16938	" " " Washer
228679	16938	" Shaft
200358C	16938	" " Set Screw
228684	16938	Foot Lifter Treadle (for Stands with round Treadle Support) complete, Nos. 227779, 228679, 228714 and two 228683

## FOOT LIFTER TREADLE

FURNISHED IN PLACE OF 228682  
WHEN SO ORDERED

(FOR STANDS WITH FLAT TREADLE SUPPORT)

227779	16939	Lever Chain, 48 in. long, with two 202784
202784	16939	Lever Chain Hook
228676	16939	Treadle
228714	16939	" 228676 with 2718R, 14373 and 50581R
228677	16939	Treadle Bracket with 200358C



## FOOT LIFTER TREADLE

No.	Plate	Name
228678	16939	Treadle Bracket 228677 with two 46709
51074R	16939	" " Bolt
46709	16939	" " " 51074R with 23250 and 67425
67425	16939	Treadle Bracket Bolt Lock Washer
23250	16939	" " " Washer
14373	16939	" Extension
50581R	16939	" " Screw
2718R	16939	" " " Washer
228679	16939	" Shaft
200358C	16939	" " Set Screw
228680	16939	Foot Lifter Treadle (for Stands with flat Treadle Support) complete, Nos. 227779, 228679, 228714 and two 228678

SINGER Needles should be used  
in SINGER Machines  
These Needles and their Containers  
are marked with the  
Company's Trade Mark "SIMANCO.\*\*" 1

Needles in Containers marked  
"FOR SINGER MACHINES"  
are NOT SINGER made needles. 2

## NUMERICAL LIST OF PARTS

No.	Plate	Name
2102	16615	Bobbin Winder Tension Disc, for 225462
2718R	16937	Foot Lifter Treadle Extension Screw Washer, for 228714
6055	16936	Machine Bolt Washer
13710	16615	Bobbin Winder Tension Spring, for 225462
14373	16937	Foot Lifter Treadle Extension, for 228714
23250	16939	Foot Lifter Treadle Bracket Bolt Washer, for 46709
41401	16936	Machine Rest Pin (wood)
46709	16939	Foot Lifter Treadle Bracket Bolt 51074R with 23250 and 67425, for 228678
50581R	16937	Foot Lifter Treadle Extension Screw, for 228714
51074R	16939	Foot Lifter Treadle Bracket Bolt, for 46709
51078	16936	Machine Bolt
67425	16939	Foot Lifter Treadle Bracket Bolt Lock Washer, for 46709
120342	16936	Oiler (copper plated) with 120343
120343	16936	" Spout (3-1/2 in. long) for 120342
200004E	16953	Arm Screw
200029E	16058	Lifting Eccentric Connection Crank Pinch Screw, for 240171
200029E	16058	Needle Bar Rock Frame Rock Shaft Crank Pinch Screw, for 264112
200038C	16932	Feed Driving Rock Shaft Crank Pinch Screw, for 240611 and 240612
200049D	16953	Feed Driving Connection Pinch Screw, for 224106
200054E	16934	Presser Bar Lifting Bracket Pinch Screw, for 264526
200056E	16615	Bobbin Winder Stop Latch Screw, for 259431
200061C	16927	Thread Controller Stud Set Screw
200074F	16934	Lifting Presser Foot Screw, for 208566
200082D	16615	Bobbin Winder Tension Bracket Screw, for 259431
200086C	16933	Needle Bar Connecting Stud Pinch Screw for 208552
200086F	16934	Presser Bar Position Guide Lever Pinch Screw, for 202338

## NUMERICAL LIST OF PARTS

No.	Plate	Name
200086C	16934	Presser Bar Spring Bracket Pinch Screw, for 210949
200098F	16933	Needle Bar Rock Frame Position Bracket Screw
200100D	16935	Bed (cylinder) Cap Screw
200110D	17024	Bobbin Case Lever Fulcrum Screw, for 233758
200113F	16615	Bobbin Winder Brake Clamp Screw, for 259431
200113F	16932	Feed Driving Rock Shaft Collar Set Screw, for 240668
200125F	16933	Needle Set Screw, for 240219
200132E	16927	Thread Controller Spring Stop Screw
200159F	16927	Tension Bracket Screw
200164B	16931	Arm Shaft Connection Belt Timing Plate Screw
200175D	16933	Needle Bar Thread Guide Screw, for 240219
200256C	16953	Feed Driving Eccentric Regulating Bracket Hinge Screw, for 235009
200256C	16953	Feed Driving Eccentric Regulating Bracket Stop Screw, for 235009
200262X	16935	Bed Clamp Hinge Screw
200262X	16935	Foot Lifter Lifting Lever Hinge Screw
200278X	16930	Arm Cap Screw
200299X	16615	Bobbin Winder Stop Latch Trip Lever Hinge Screw, for 259431
200309E	16927	Tension Release Lever Screw, for 240446
200327C	16953	Arm Shaft Connection Belt Pulley Set Screw, for 224104
200335C	16933	Needle Bar Crank Set Screw, for 202692
200338C	16930	Arm Shaft Bushing (back) Set Screw
200338C	16930	Driving Wheel Set Screw, for 237577
200346C	16932	Feed Driving Rock Shaft Bushing Set Screw
200346C	16931	Hook Driving Counter Shaft Bushing Set Screw
200347C	16933	Needle Bar Rock Frame Hinge Stud Set Screw
200352C	16934	Presser Bar Bushing Set Screw
200352C	16934	" " Position Guide Set Screw
200354C	16931	Hook Driving Shaft Lock Ratchet Position Screw, for 240623
200355X	16927	Thread Retainer Set Screw
200358C	16937	Foot Lifter Treadle Shaft Set Screw, for 228677 and 228683
200362C	16931	Hook Driving Shaft Lock Ratchet Set Screw, for 240623
200363C	16933	Take-up Lever Hinge Stud Set Screw
200364C	16931	Safety Clutch Locking Lever Hinge Stud Set Screw, for 240639

No.	Plate	Name
200364C	16931	Safety Clutch Locking Lever Spring Hinge Stud Set Screw, for 240639
200374C	16933	Needle Bar Connecting Link Stud Set Screw, for 202692
200380C	16615	Bobbin Winder Pulley Set Screw, for 225368
200382C	16931	Hook Driving Counter Shaft Gear Set Screw, for 235018
200382C	16931	Hook Driving Shaft Gear Set Screw, for 235018
200382C	16058	Lifting Eccentric Set Screw, for 240160
200383C	16953	Feed Driving Eccentric Regulating Bracket Flange Set Screw, for 224108
200383C	16953	Feed Driving Eccentric Regulating Screw Check Screw
200383C	16933	Needle Bar Connecting Link Stud Set Screw, for 202692
200386C	16931	Hook Bevel Pinion Set Screw, for 240618
200387C	16058	Needle Bar Rock Frame Slide Block Screw Stud Set Screw, for 223691
200392C	16932	Feed Lifting Cam Set Screw, for 233695
200393C	16931	Hook Driving Shaft Collar Set Screw, for 203244
200398C	16931	Hook Driving Counter Shaft Gear Posi- tion Screw, for 235018
200398C	16931	Hook Driving Shaft Gear Position Screw, for 235018
200398C	16058	Lifting Eccentric Position Screw, for 240160
200428C	16933	Needle Bar Crank Position Screw, for 202692
200429C	16953	Feed Driving Eccentric Regulating Screw
200437C	16953	Feed Driving Eccentric Regulating Bracket Flange Position Screw, for 224108
200447C	16932	Feed Lifting Cam Position Screw, for 233695
200473X	16935	Face Plate Thumb Screw
200502X	16930	Arm Shaft Bushing (front) Oil Packing Thumb Screw
200528C	16938	Foot Lifter Treadle Bracket Set Screw, for 228683
200541E	17024	Hook Saddle Screw
200556X	17024	" Bevel Gear Socket Screw, for 233758
200577AL	16932	Throat Plate Screw
200582X	16935	Bed Slide Clamp Plate Screw
200582X	16927	Thread Guide Screw
200583X	16932	Feed Lifting Cam Retainer Screw
200594C	17024	Bobbin Case Tension Spring Screw, for 235100



No.	Plate	Name
200602C	16953	Arm Shaft Connection Belt Pulley Position Screw, for 224104
200607C	16953	Feed Driving Eccentric Regulating Bracket Plunger Spring Stop Screw
200653C	16934	Presser Bar Lifter Hinge Screw
200728X	16935	Bed Clamp Thumb Screw
200833C	16953	Needle Bar Rock Frame Rock Shaft Crank Connection Hinge Screw
200935F	16932	Feed Bar Connecting Link Screw Stud
200948F	16935	Presser Bar Spring Support Screw
200975F	16934	" " Lifting Bracket Guide Screw
200978X	16927	Thread Controller Disc Screw, for 240446
200984C	17024	Bobbin Case Tension Spring Regulating Screw, for 235100
200996C	16934	Lifting Bell Crank Cap Screw
201015F	16934	Vibrating Presser Foot Pinch Screw, for 240149
201110X	16935	Bed Hinge Screw
201141C	16058	Needle Bar Rock Frame Slide Block Screw Stud, for 210920
201183D	16933	Needle Bar Connecting Link Oil Guard Screw
201199F	16927	Thread Controller Stud with 204925, for 240446
201224B	16927	Tension Stud, for 240023
201253F	17024	Hook Gib Screw, for 203523
201254C	16931	Safety Clutch Hook Driving Shaft Position Collar Set Screw, for 265032
201410F	16935	Presser Bar Spring Regulating Screw
201461C	16931	Hook Driving Shaft Bushing (front) Position Screw, for 240603
201470C	16931	Hook Driving Shaft Bushing (back) Set Screw
201499X	16615	Bobbin Winder Tension Stud, for 225461
201517D	16953	Feed Driving Connection Hinge Screw Nut
201522E	16930	Arm Shaft Bushing (front) Set Screw Lock Nut, for 264159
201522E	16953	Needle Bar Rock Frame Rock Shaft Crank Connection Hinge Screw Nut
201524E	16058	Lifting Bell Crank Link Screw Stud Nut, for 240136
201525E	16953	Feed Driving Eccentric Regulating Bracket Hinge Screw Nut, for 235009
201525E	16953	Feed Driving Eccentric Regulating Bracket Stop Screw Nut, for 235009
201525E	16932	Feed Driving Rock Shaft Bearing Nut
201531E	16932	" Bar Connecting Link Screw Stud Nut

No.	Plate	Name
201572X	16615	Bobbin Winder Tension Stud Thumb Nut, for 225462
201572X	16927	Tension Thumb Nut, for 240446
201572X	16927	Thread Controller Stud Thumb Nut, for 240446
201650X	16935	Thread Lubricator Screw Nut, for 240179
201652E	16935	Hook Driving Shaft Lock Ratchet Guard Lock Nut
202005	16953	Arm Screw Washer
*202056	-----	Bobbin Case Latch Pin, for 235100
202135	16935	Face Plate Position Pin, for 240696
202244	16930	Arm Shaft Bushing (front) Oil Packing (wick) for 207080
202248	16930	Arm Cap Screw Washer
202253	16953	" Shaft Connection Belt Pulley Spring Flange, for 224104
202253	16931	Safety Clutch Pulley Spring Flange, for 240639
202254	16933	Needle Bar Connecting Link Stud Oil Packing (wick) for 202333
202260	16930	Arm Shaft Bushing (back) Oil Packing (wick) for 223607
202277	16615	Bobbin Winder Frame Oil Packing (wick) for 225453
202277	16953	Feed Driving Connection Hinge Screw Oil Packing (wick)
202277	16953	Feed Driving Connection Oil Packing (wick) for 224106
202277	16933	Needle Bar Rock Frame Hinge Stud Oil Packing (wick) for 210910
202277	16953	Needle Bar Rock Frame Rock Shaft Crank Connection Oil Packing (wick) for 240624
202277	16933	Take-up Lever Driving Stud Oil Packing (wick) for 202399
202277	16934	Vibrating Presser Bar Oil Packing (wick)
202301	16953	Feed Driving Eccentric Regulating Bracket Plunger
202330	16933	Needle Bar Connecting Stud Oil Packing (wick) for 208552
202333	16933	Needle Bar Connecting Link Stud with 202254, for 202692
202337	16934	Presser Bar Position Guide
202338	16934	" " " " Lever with 200086F
202399	16933	Take-up Lever Driving Stud with 202277 for 240137
202400	16933	Take-up Lever Hinge Stud with 202423, for 240137
202412	16930	Thread Guide

## NUMERICAL LIST OF PARTS

No.	Plate	Name
202423	16933	Take-up Lever Hinge Stud Oil Packing (wick) for 202400
202443	16930	Feed Regulating Spindle Head Pin, for 240613 and 240615
202478	16615	Bobbin Winder Stop Latch Trip Lever, for 259431
202595	16953	Feed Driving Eccentric Regulating Bracket Plunger Spring
202618	16935	Bed Hinge
202619	16930	Feed Regulating Spindle Head Position Pin, for 240613 and 240615
202622	16935	Bed Clamp Packing Washer
202666	16933	Needle Bar Rock Frame Position Bracket
202668	16058	Needle Bar Rock Frame Slide Block, for 210920
202692	16933	Needle Bar Crank with 200335C, 200374C 200383C, 200428C and 202333, for 240137
202784	16937	Foot Lifter Lever Chain Hook, for 227779
203172	16933	Needle Bar Crank Friction Washer
203184	16935	Bed Clamp
203185	16935	" " Washer
203214	17024	Bobbin Case Tension Spring, for 235100
203216	17024	" " Washer (cloth) for 235100
203244	16931	Hook Driving Shaft Collar with two 200393C
203470	17024	Bobbin
203473	17024	" Case Latch Plunger, for 235100
203474	17024	" " " Spring, for 235100
*203522	-----	Hook (sewing) for 203523
203523	17024	" 203522 with 203525 and two 201253F for 238250
203525	17024	Hook Gib, for 203523
203576	17024	Bobbin Case Lever Fulcrum with 203579, for 233758
203578	17024	Bobbin Case Lever Slide, for 233758
203579	17024	" " " " Stud, for 203576
203648	17024	" " Latch, for 235100
204235	16953	Arm Position Pin
204264	16934	Vibrating Presser Bar Extension Collar Pin, for 240185
204271	16927	Tension Release Washer, for 240446
204925	16927	Thread Controller Stud Washer, for 201199F
206758	17024	Hook Saddle Oil Packing (wick) for 233707
207072	16934	Presser Bar Bushing
207080	16930	Arm Shaft Bushing (front) with 202244
208552	16933	Needle Bar Connecting Stud with 200086C and 202330, for 240137



## NUMERICAL LIST OF PARTS

25

No.	Plate	Name
208566	16934	Presser Bar with 200074F
210910	16933	Needle Bar Rock Frame Hinge Stud with 202277
210920	16058	Needle Bar Rock Frame Slide Block 202668 with 201141C, for 223691
210949	16934	Presser Bar Spring Bracket with 200086C
210955	16927	Thread Guide (upper)
213298	16932	Feed Bar Connecting Link with two 350411C
213380	16931	Hook Driving Shaft Bushing (front) for 240603
213610	16932	Feed Bar Connecting Link Stud, for 233694
213787	16935	Bed (cylinder) End Cover
213890	16935	" Base (4 in. high)
214838	16935	Thread Lubricator Screw Washer, for 237846
221147	17024	Bobbin Case Lever Eccentric Position Pin, for 238237
221163	16932	Feed Dog Stop Washer
221174	16935	Bed Slide (back)
222404	16935	" (cylinder) Cap Position Pin
223438	16927	Tension Spring, for 240446
223607	16930	Arm Shaft Bushing (back) with 202260
223690	16058	Needle Bar Rock Frame Rock Shaft, for 223691
223691	16058	Needle Bar Rock Frame Rock Shaft 223690 with 200387C and 210920
223703	16927	Tension Release Lever, for 240446
223704	16927	" " Plunger, for 240446
223706	16927	Thread Controller Disc, for 240446
224002	16930	Arm Cap
224040	16927	Thread Guide
224104	16953	Arm Shaft Connection Belt Pulley with 200327C, 200602C and two 202253
224106	16953	Feed Driving Connection with 200049D and 202277
224108	16953	Feed Driving Eccentric Regulating Bracket Flange with 200383C and 200437C, for 235009
224392	16930	Arm Shaft Oil Packing (wick) for 240697
225368	16615	Bobbin Winder Pulley with 200380C, for 259431
225381	16615	Bobbin Winder Spindle, for 259431
225444	16615	" " Stop Latch, for 259431
		Nos. 225453 to 225456, for 259431
225453	16615	Bobbin Winder Frame with 202277 and 259660
225454	16615	Bobbin Winder Frame Hinge Pin
225455	16615	" " " Spring
225456	16615	" " " " Plunger



## NUMERICAL LIST OF PARTS

No.	Plate	Name
225458	16615	Bobbin Winder Stop Latch Thumb Lever, for 259431
225459	16615	Bobbin Winder Stop Latch Thumb Lever Hinge Stud, for 259431
225459	16615	Bobbin Winder Stop Latch Thumb Lever Joint Stud, for 259431
225461	16615	Bobbin Winder Tension Bracket with 201499X, for 225462
225462	16615	Bobbin Winder Tension Bracket complete, Nos. 13710, 201572X, 225461 and two 2102, for 259431
225498	16936	Screw Driver (7-1/4 in. long)
225554	16936	Wrench (steel)
225837	17024	Hook Saddle Screw Washer
227104	16936	Drip Pan (cast iron, square) with one wood screw 1-1/2 in., No. 14, R. H. B.
227561	16935	Foot Lifter Lifting Lever Spring
227779	16937	" " Lever Chain, 48 in. long, with two 202784, for 228680, 228682 and 228684
228026	16615	Bobbin Winder Tension Bracket Screw Washer, for 259431
228476	16936	Screw Driver (Bobbin Case)
228676	16937	Foot Lifter Treadle, for 228714
228677	16937	" " " Bracket with 200358C, for 228678 and 228681
228678	16939	Foot Lifter Treadle Bracket 228677 with two 46709, for 228680
228679	16937	Foot Lifter Treadle Shaft, for 228680, 228682 and 228684
228680	16939	Foot Lifter Treadle (for Stands with flat Treadle Support) complete, Nos. 227779, 228679, 228714 and two 228678
228681	16937	Foot Lifter Treadle Bracket 228677 with two wood screws 1 in., No. 14, F. H., for 228682
228682	16937	Foot Lifter Treadle (for fastening to floor) complete, Nos. 227779, 228679, 228714 and two 228681
228683	16938	Foot Lifter Treadle Bracket with 200358C and two 200528C, for 228684
228684	16938	Foot Lifter Treadle (for Stands with round Treadle Support) complete, Nos. 227779, 228679, 228714 and two 228683
228714	16937	Foot Lifter Treadle 228676 with 2718R, 14373 and 50581R, for 228680, 228682 and 228684
233607	16935	Bed (cylinder) Cap
233609	16935	" Slide Clamp Plate (front)
233614	16932	Feed Driving Rock Shaft Bearing
233636	17024	Bobbin Case Lever, for 233758
*233640	-----	" " " Eccentric, for 238237

## NUMERICAL LIST OF PARTS

27

No.	Plate	Name
233643	16935	Bed Slide Clamp Plate (back)
233692	16931	Arm Shaft Connection Belt Timing Plate
233694	16932	Feed Bar with 213610
233695	16932	" Lifting Cam with 200392C and 200447C
233696	16932	Feed Lifting Cam Retainer
233697	17024	Hook Bevel Gear Socket, 18 teeth, for 233758
233707	17024	Hook Saddle with 206758 and two 233708 for 233758
233708	17024	Hook Saddle Oiling Felt, for 233707
233758	17024	Hook Saddle complete, Nos. 200110D, 200556X, 203576, 203578, 233636, 233697, 233707, 238237 and 238250
235003	16953	Arm Shaft Connection Belt
235009	16953	Feed Driving Eccentric Regulating Bracket 235082 with 224108, two each 200256C and 201525E
235017	16931	Hook Driving Counter Shaft Bushing (front)
235018	16931	Hook Driving Counter Shaft Gear with 200382C and 200398C
235018	16931	Hook Driving Shaft Gear with 200382C and 200398C
235021	16931	Hook Driving Shaft Bushing (back)
235066	16932	Feed Driving Rock Shaft Bushing
235082	16953	" " Eccentric Regulating Bracket, for 235009
*235099	-----	Bobbin Case, for 235100
235100	17024	Bobbin Case complete, Nos. 200594C, 200984C, 202056, 203214, 203216, 203473, 203474, 203648, 235099, 241674, 241675 and two 350405C, for 238250
235576	16934	Tension Release Lever Rod
236060	16927	" Disc Position Pin, for 240023
237174	16927	Thread Controller Spring, for 240446
237577	16930	Driving Wheel (belt groove 4 in. diam.) with two 200338C
237836	16935	Presser Bar Spring (flat)
237845	16935	Thread Lubricator Oil Pad Holder, for 237846
237846	16935	Thread Lubricator complete, Nos. 214838, 237845, 240439, 241755, 241758 and 241759
238237	17024	Hook Washer with 233640 and three 221147, for 233758
238250	17024	Hook and Bobbin Case complete, Nos. 203523 and 235100, for 233758
238251	16933	Needle Bar Connecting Link, for 240137

## NUMERICAL LIST OF PARTS

No.	Plate	Name
240023	16927	Tension Bracket with 201224B and 236060, for 240446
240034	16927	Thread Retainer
240125	16058	Lifting Bell Crank Link
240126	16058	" Eccentric Connection
240136	16058	" Rock Shaft with 201524E and 350172C
240137	16933	Needle Bar Crank 202692 with 202399, 202400, 208552, 238251 and 240139
240138	16933	Needle Bar Rock Frame
240139	16933	Take-up Lever, for 240137
240142	16934	Tension Release Slide Spring
240148	16934	Lifting Presser Foot, for 240149
240149	16934	Vibrating Presser Foot, 46 needle hole, with 201015F, for 240148
240160	16058	Lifting Eccentric with 200382C and 200398C
240171	16058	Lifting Eccentric Connection Crank with 200029E and 248821
240174	16058	Lifting Rock Shaft Bushing
240179	16935	Face Plate with 201650X and 350432XC
240183	16934	Vibrating Presser Bar
240184	16934	" " " Connecting Link
240185	16934	" " " Extension with 204264 and 240186
240186	16934	Vibrating Presser Bar Extension Collar, for 240185
240188	16934	Vibrating Presser Bar Spring
240205	16934	Lifting Bell Crank
240219	16933	Needle Bar with 200125F, 200175D and 240499
240439	16935	Thread Lubricator Oil Pad Retainer, for 237846.
240446	16927	Tension Bracket complete, Nos. 200978X 201199F, 204271, 223438, 223703, 223704, 223706, 237174, 240023, two each 200309E, 201572X and 244048
240499	16933	Needle Bar Thread Guide, for 240219
240519	16931	Safety Clutch Locking Lever, for 240640
240520	16931	" " " " Connecting Link, for 240640
240522	16931	Safety Clutch Throw-in Latch Pin, for 240640
240536	16931	Safety Clutch Locking Lever Hinge Stud, for 240640
240537	16931	Safety Clutch Locking Lever Spring Stud for 240640
*240603	-----	Bed (cylinder) with 201461C and 213380
240610	16932	Feed Driving Rock Shaft
240611	16932	" " " " Crank with 200038C (for 6 to 12 stitches to the inch)



## NUMERICAL LIST OF PARTS

29

No.	Plate	Name
240612	16932	Feed Driving Rock Shaft Crank with 200038C (for 8 to 28 stitches to the inch)
240613	16930	Feed Regulating Spindle with 202443, 202619 and 240614 (for 6 to 12 stitches to the inch)
*240614	-----	<del>Feed Regulating Spindle Head, for 240613</del>
240615	16930	Feed Regulating Spindle with 202443, 202619 and 240616 (for 8 to 28 stitches to the inch)
*240616	-----	Feed Regulating Spindle Head, for 240615
240618	16931	Hook Bevel Pinion with three 200386C
240619	16931	" Driving Counter Shaft
240620	16931	" " " " Bushing (back)
240621	16931	Hook Driving Counter Shaft Oil Tube (brass)
240622	16931	Hook Driving Shaft
240623	16931	" " " Lock Ratchet with 200354C and 200362C
240624	16953	Needle Bar Rock Frame Rock Shaft Crank Connection with 202277
240627	16927	Thread Controller Spring Stop
240628	16932	Throat Plate, for 240665 and 240699
240635	16935	Hook Driving Shaft Lock Ratchet Guard
240639	16931	Safety Clutch Pulley with 202253 and two 200364C, for 240640
240640	16931	Safety Clutch complete, Nos. 240519, 240520, 240522, 240536, 240537, 240639, 265032, 265051, 265057 and 265102
240665	16932	Feed Dog, 46 needle hole, for needle sizes 16 and 18, for 240628
240668	16932	Feed Driving Rock Shaft Collar with 200113F
*240696	-----	Arm with 202135
240697	16930	" Shaft with 224392 and 350431E
240699	16932	Feed Dog, 46 elongated needle hole, for needle sizes 20 and 22 (for long stitch) for 240628
240700	16932	Feed Dog Stop Washer (for long stitch) (for use with 240699)
241674	17024	Bobbin Case Oiling Felt, for 235100
241675	17024	" " " " Retainer, for 235100
241755	16935	Thread Lubricator Oil Pad (felt) for 237846
241758	16935	Thread Lubricator Oil Reservoir, for 237846
241759	16935	Thread Lubricator Oil Wick, for 237846
244048	16927	Tension Disc, for 240446



## NUMERICAL LIST OF PARTS


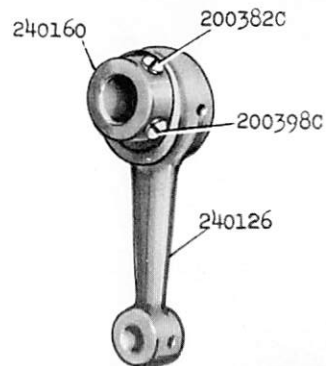
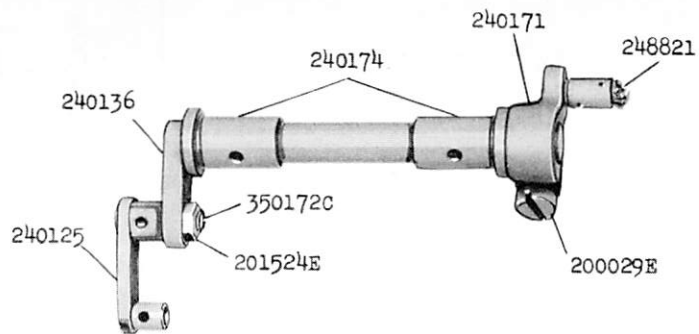
No.	Plate	Name
248423	16931	Hook Driving Shaft Lock Stud Cotter Pin for 265046
248425	16931	Hook Driving Shaft Lock Stud Spring, for 265046
248821	16058	Lifting Eccentric Connection Crank Oil Packing (wick) for 240171
249132	16935	Foot Lifter Lifting Lever Nos. 259428 to 259430, for 259431
259428	16615	Bobbin Winder Brake (leather)
259429	16615	" " " Clamp
259430	16615	" " and Tension Bracket Base
259431	16615	Universal Bobbin Winder complete, Nos. 200056E, 200082D, 200113F, 200299X, 202478, 225368, 225381, 225444, 225453 to 225456, 225458, 225462, 228026, 259428 to 259430, two each 225459 and wood screws 3/4 in., No. 12, R. H. B.
259660	16615	Bobbin Winder Frame Oil Well Washer, for 225453
264112	16058	Needle Bar Rock Frame Rock Shaft Crank with 200029E
264159	16930	Arm Shaft Bushing (front) Set Screw 350533E and two 201522E
264160	16935	Foot Lifter Lifting Lever Stop Finger
264525	16934	Presser Bar Lifter
264526	16934	" " Lifting Bracket with 200054E
264527	16934	Tension Release Slide
264718	16933	Needle Bar Connecting Link Oil Guard
265032	16931	Safety Clutch Hook Driving Shaft Posi- tion Collar with two 201254C, for 240640
265044	16931	Hook Driving Shaft Lock Stud, for 265046
265045	16931	" " " " " Socket, for 265046
265046	16931	Hook Driving Shaft Lock Stud complete, Nos. 248423, 248425, 265044 and 265045
265051	16931	Safety Clutch Throw-in Latch Spring, for 240640
265057	16931	Safety Clutch Throw-in Latch, for 240640
265102	16931	" " Locking Lever Spring, for 240640
350149E	16932	Feed Dog Screw
350172C	16058	Lifting Bell Crank Link Screw Stud, for 240136
350299C	16934	Vibrating Presser Bar Thumb Screw
350405C	17024	Bobbin Case Oiling Felt Retainer Screw, for 235100
350410C	16953	Feed Driving Connection Hinge Screw
350411C	16932	" Bar Connecting Link Pinch Screw, for 213298

No.	Plate	Name
350431E	16930	Arm Shaft Oil Packing Stop Screw, for 240697
350432XC	16935	Thread Lubricator Screw, for 240179
350533E	16930	Arm Shaft Bushing (front) Set Screw, for 264159

SINGER Needles should be used  
in SINGER Machines  
These Needles and their Containers  
are marked with the  
Company's Trade Mark "SIMANCO.\*\*\*" 1

Needles in Containers marked  
"FOR SINGER MACHINES"  
are NOT SINGER made needles. 2



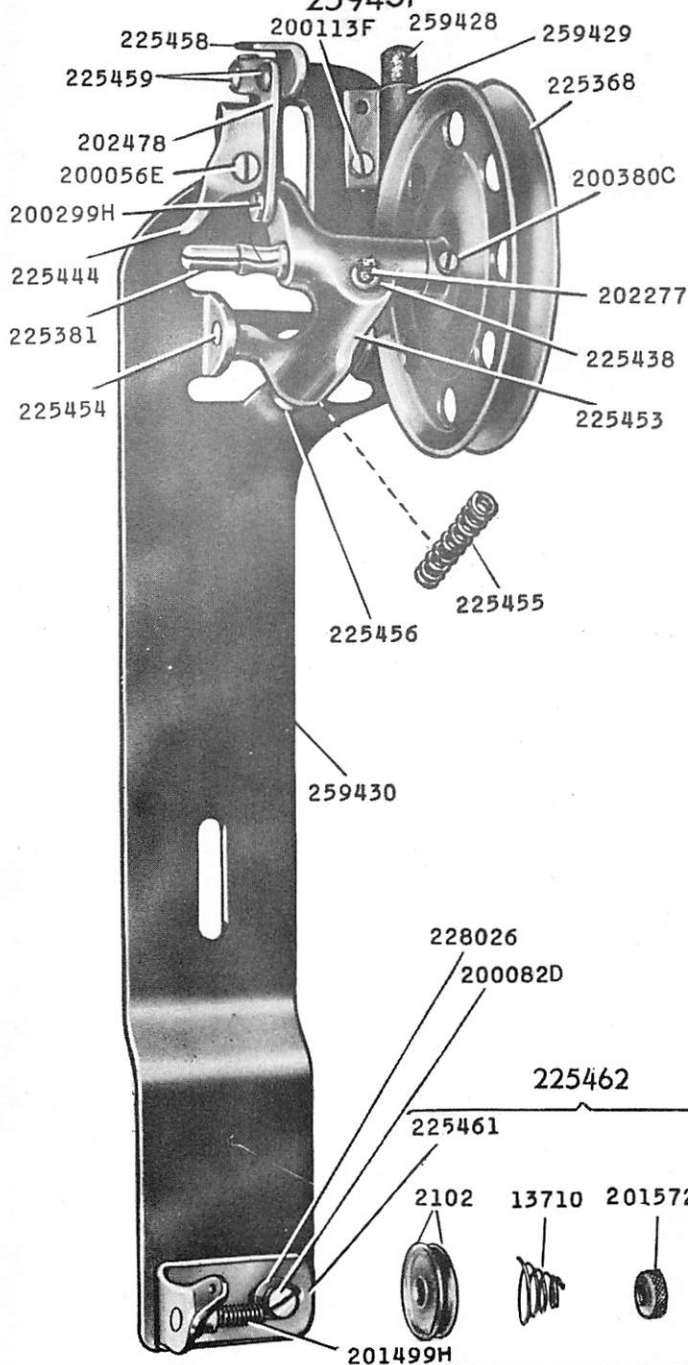


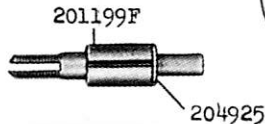

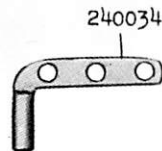
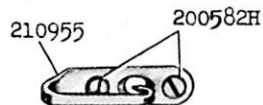
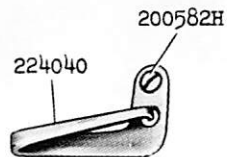
16058 - 1/2



16615 - 1/2

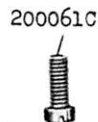
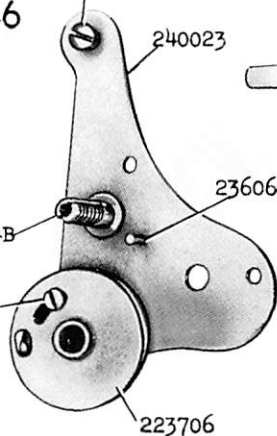
259431

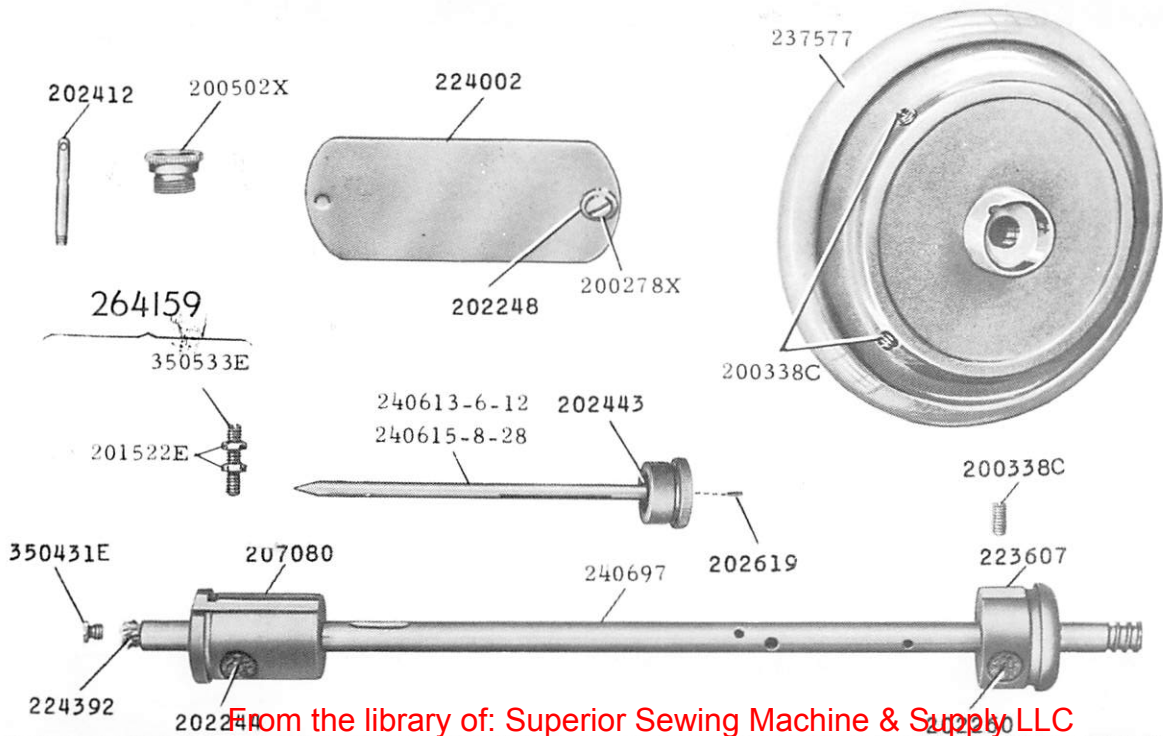




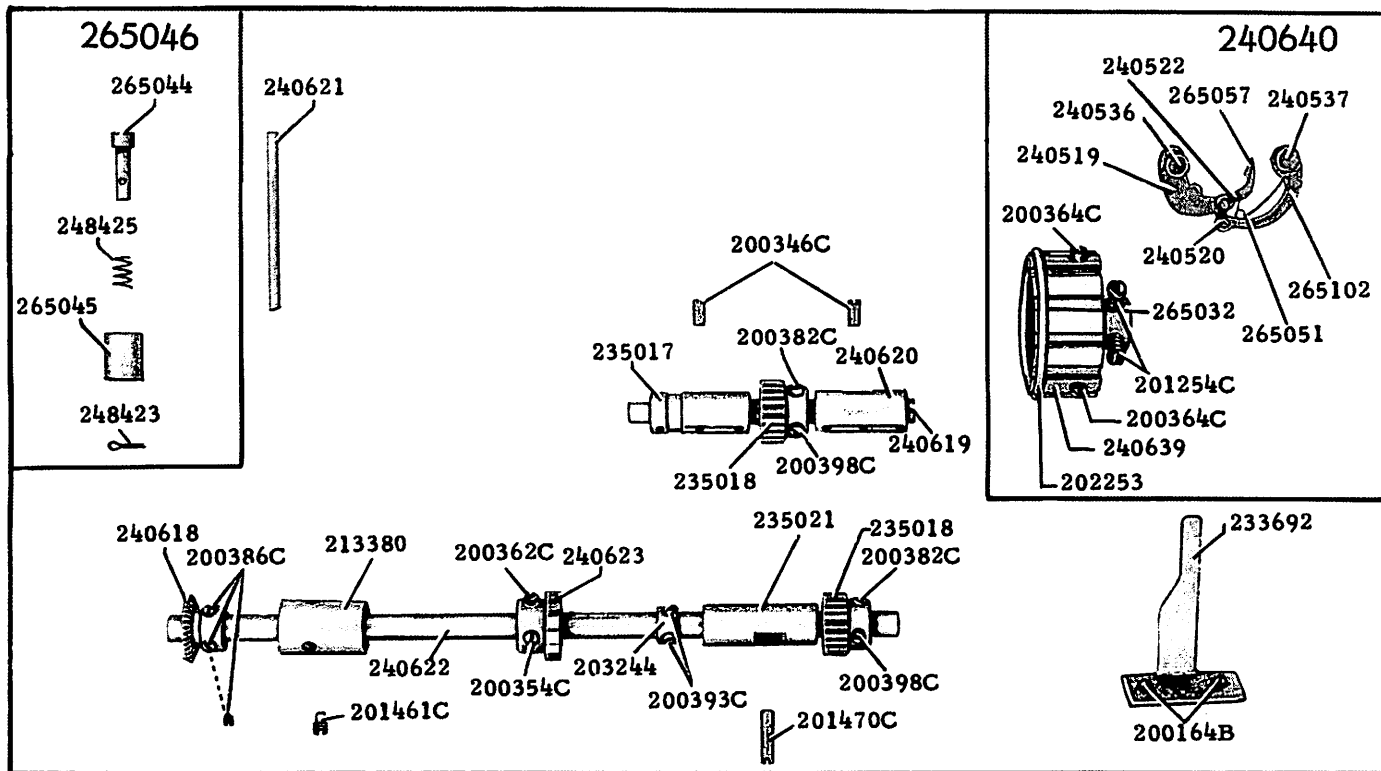
240446

200159F



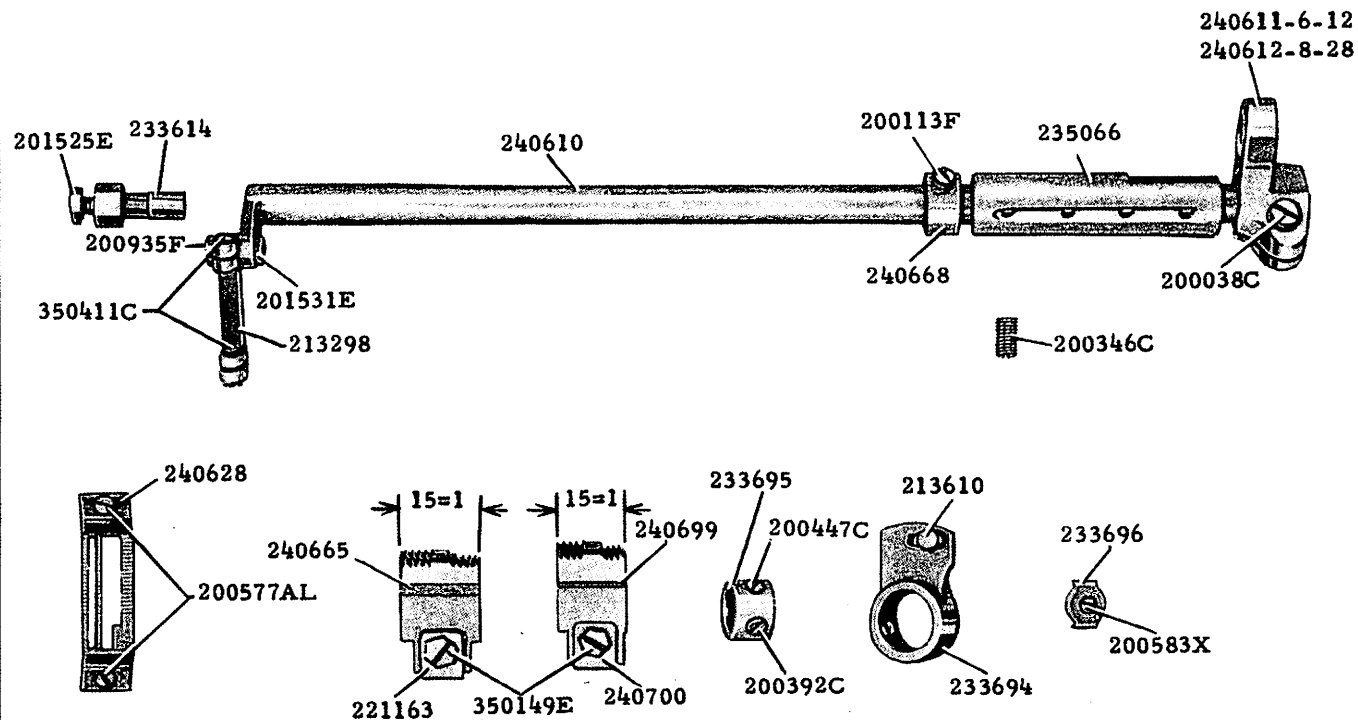


From the library of: Superior Sewing Machine & Supply LLC



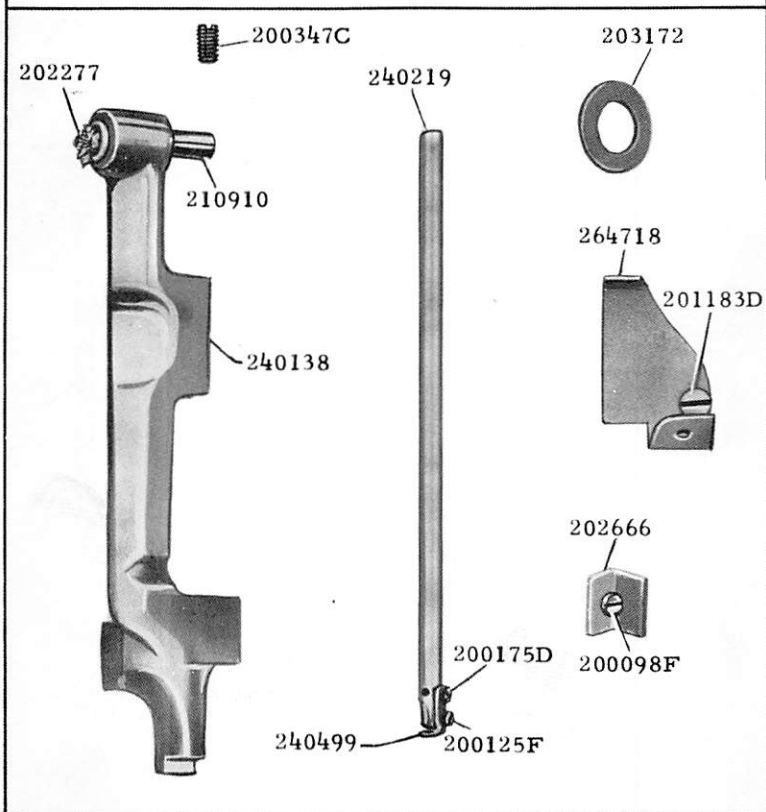
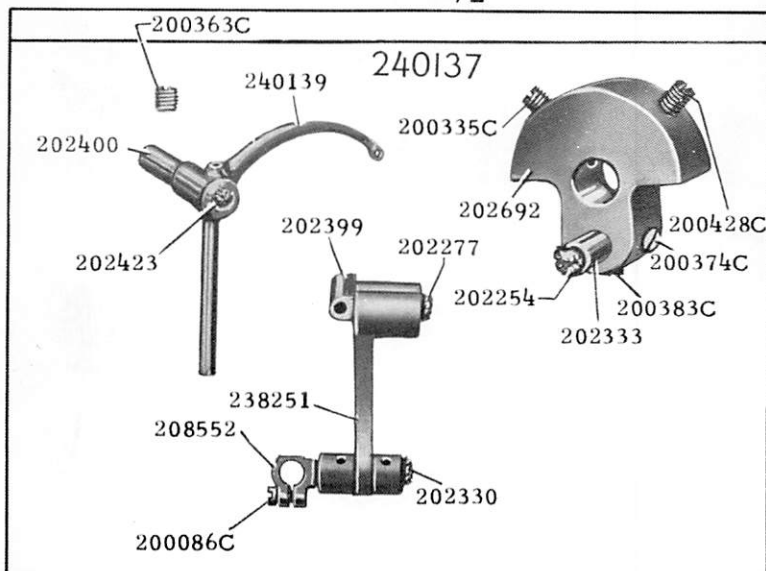
16931 - 1/3



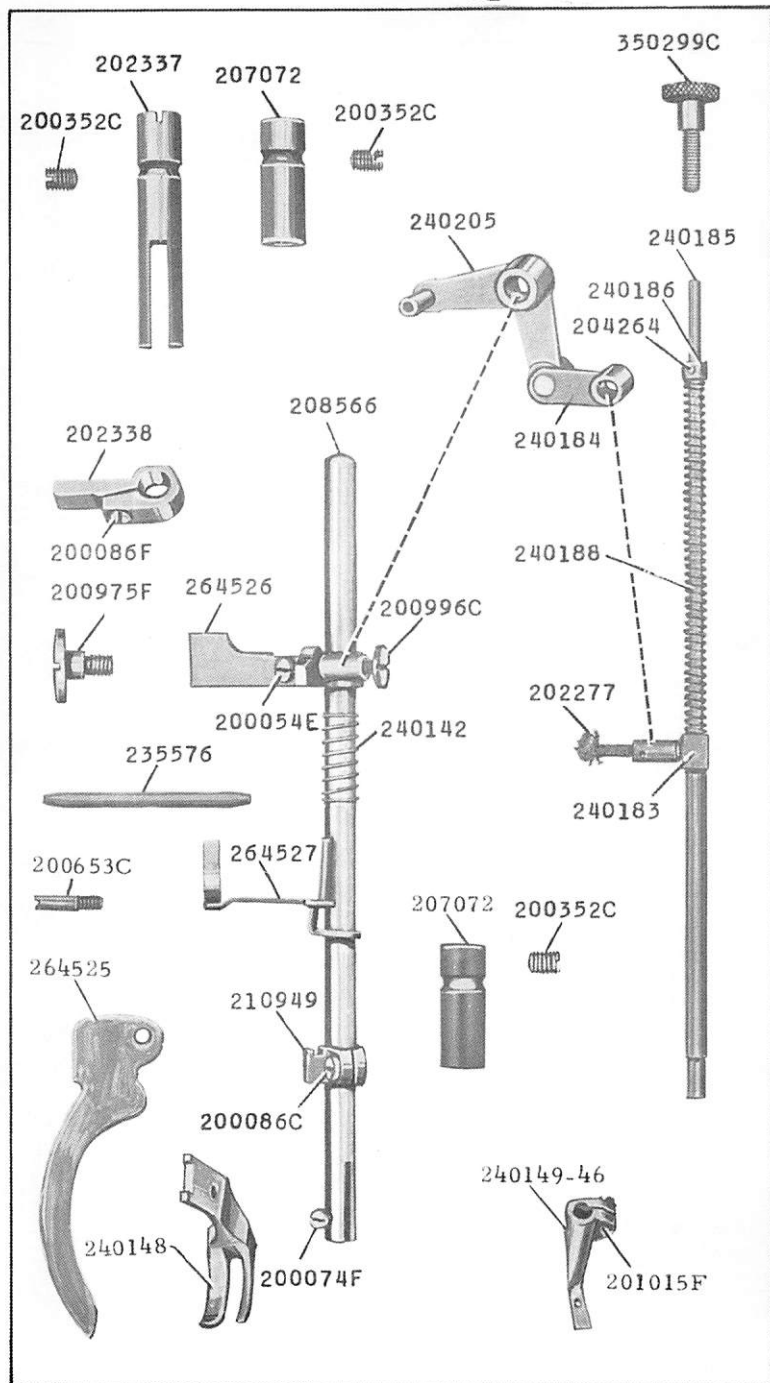


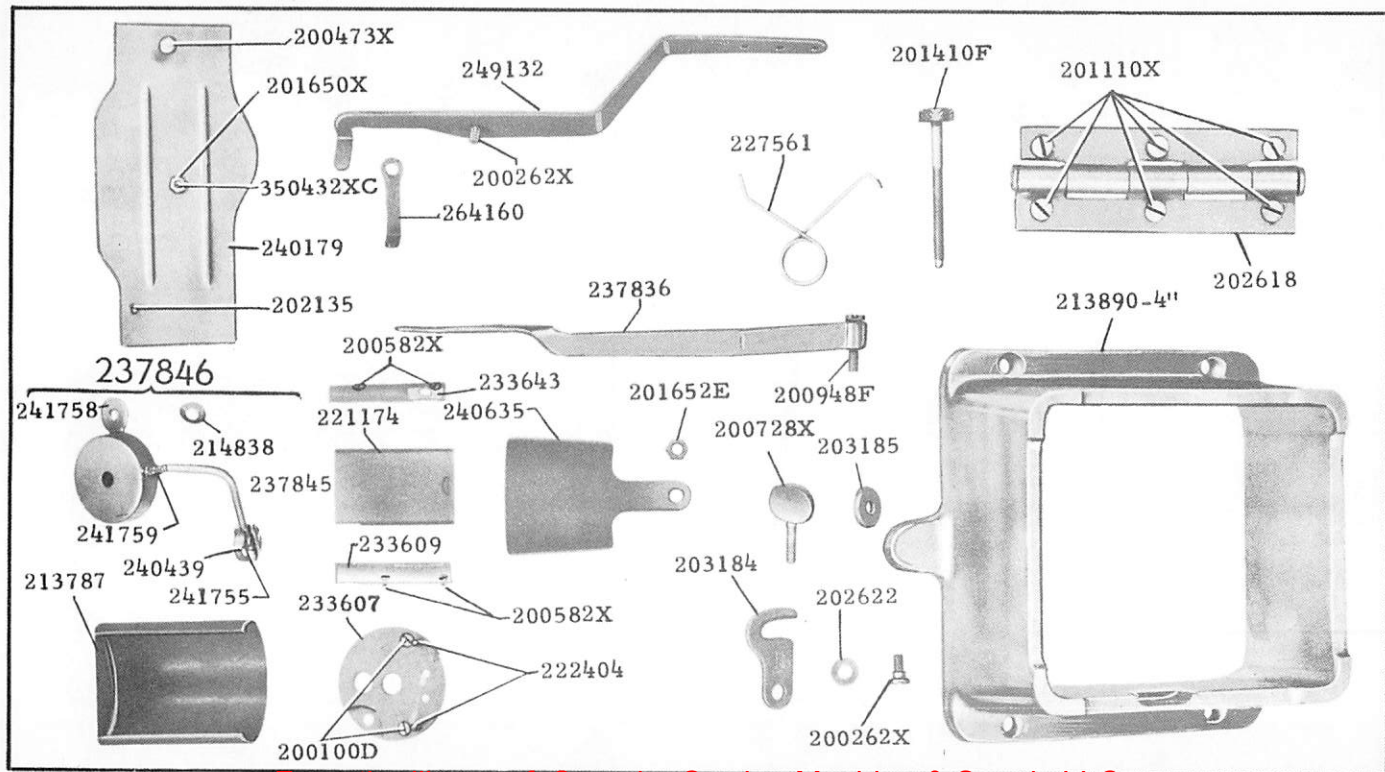
From the library of: Superior Sewing Machine & Supply LLC

16933 - 1/2



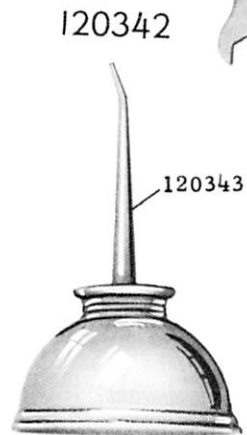
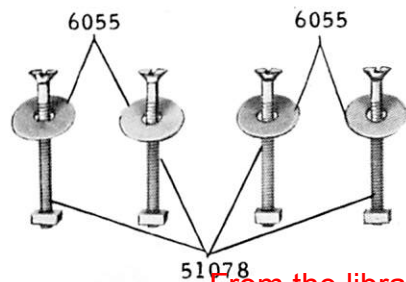

16934 - 1/2





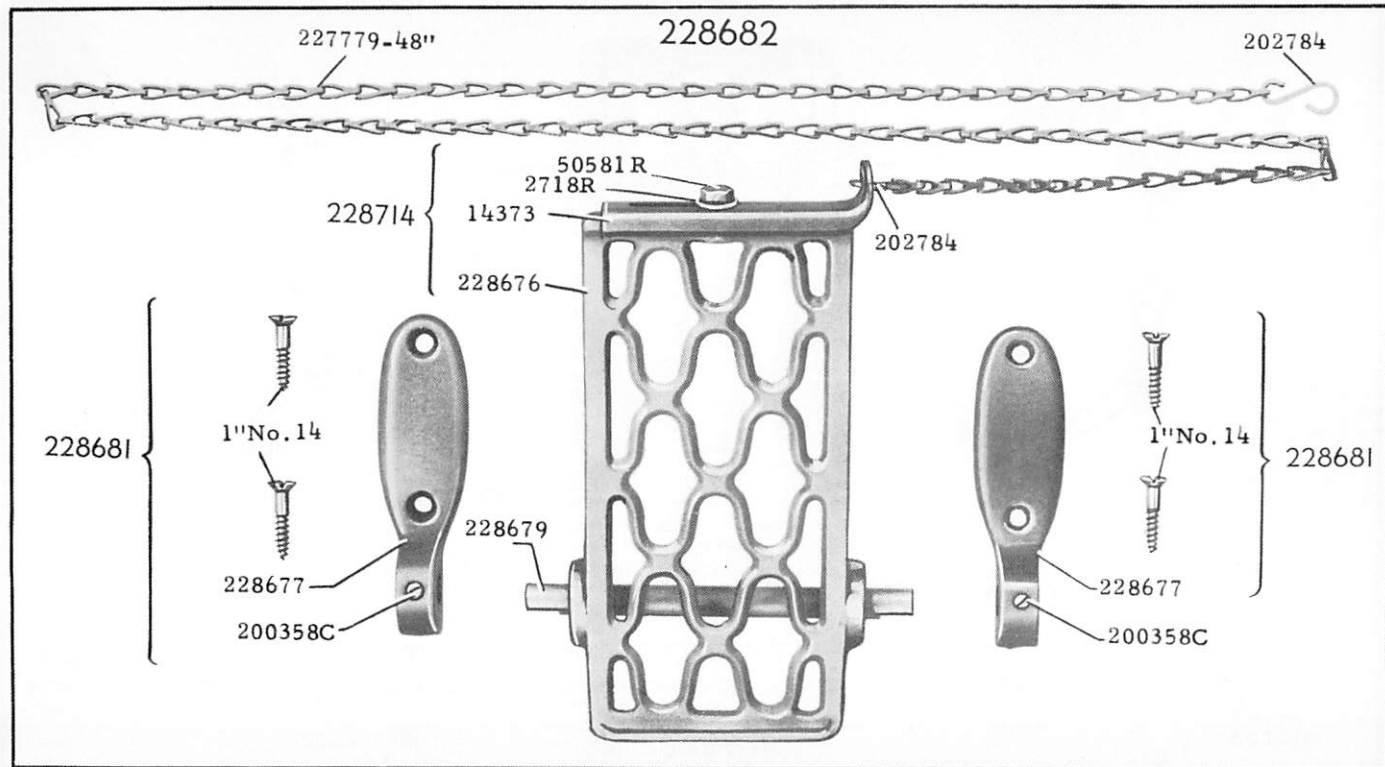
From the library of: Superior Sewing Machine & Supply LLC



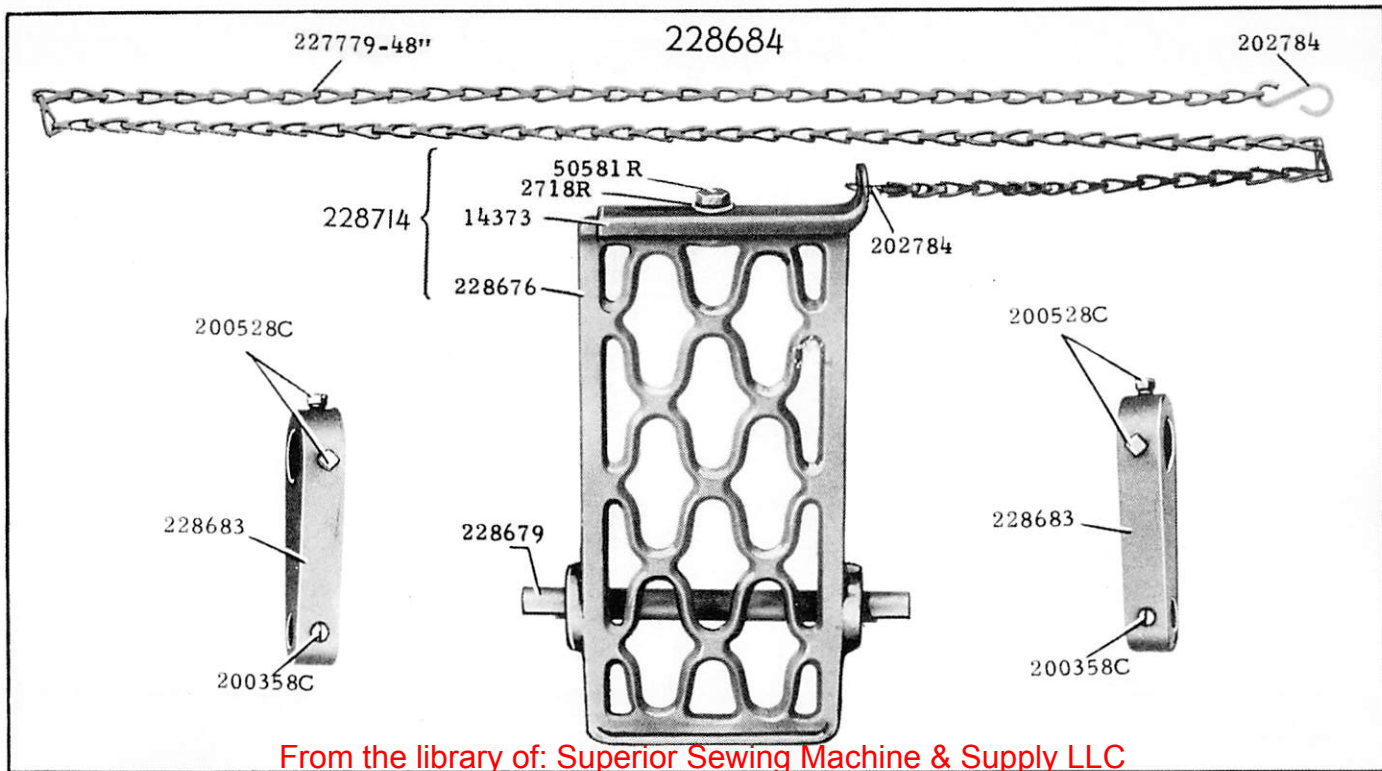


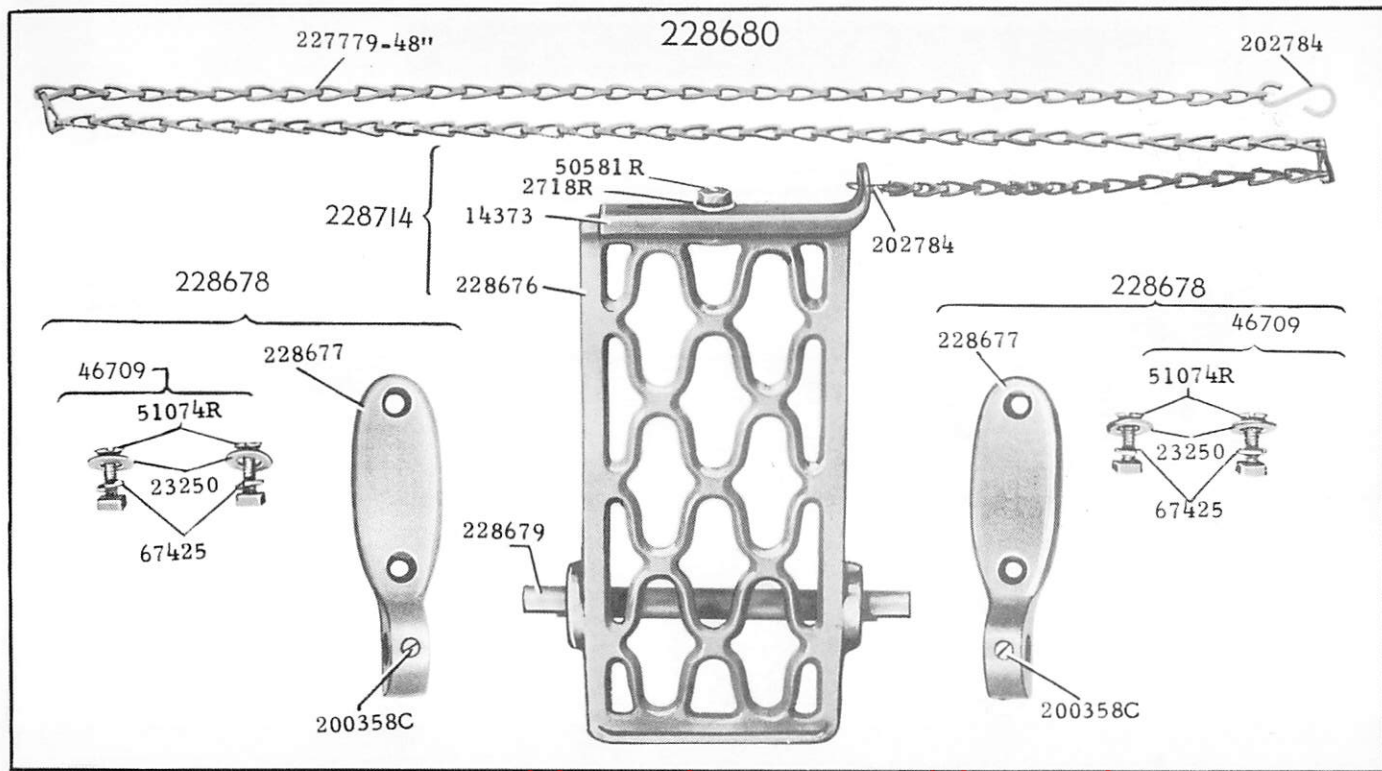
120343

From the library of: Superior Sewing Machine & Supply LLC



16937 - 1/3

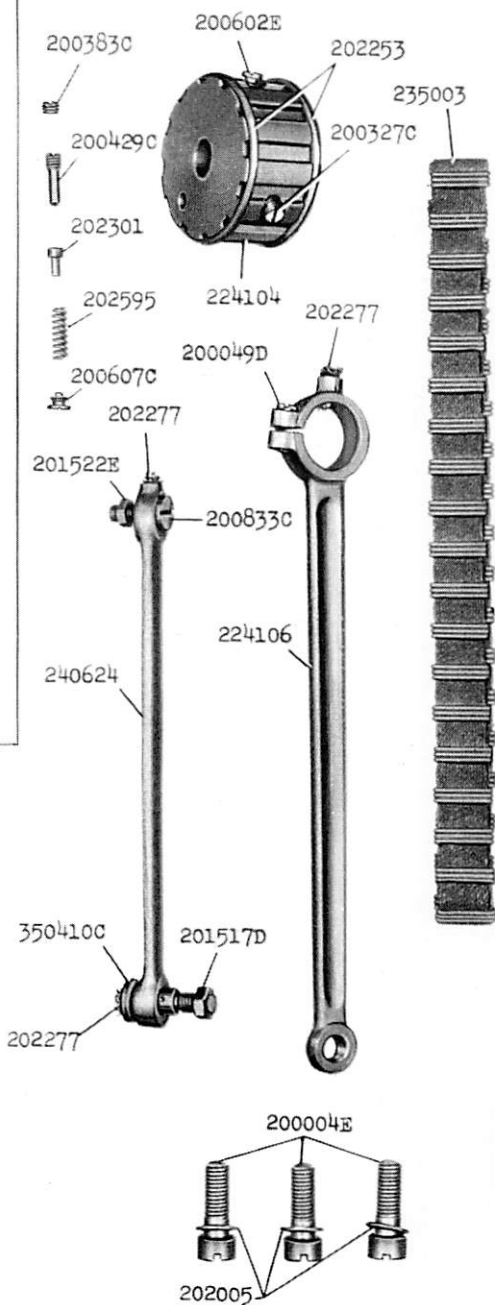
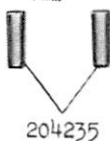
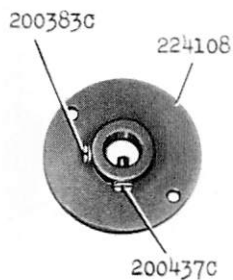
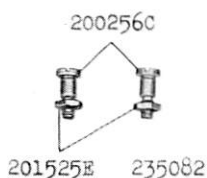






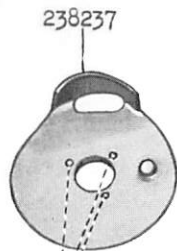
16953 - 3/8

235009

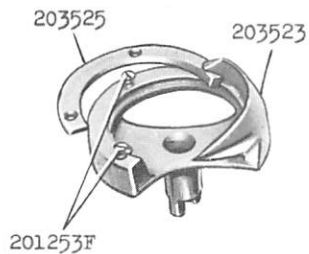
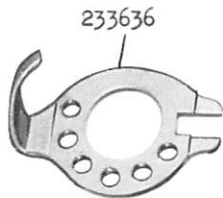


233758

238250



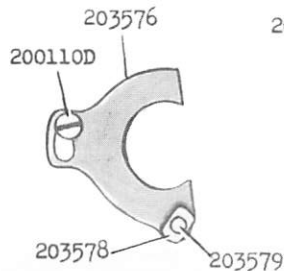
221147



203525

203523

201253F



203576


200110D

203578

203579

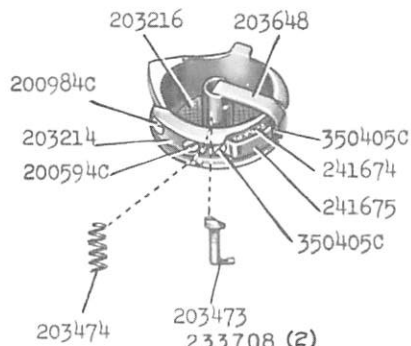


200556H



233697

235100



203216

203648

200984C

203214

200594C

350405C

241674


241675

350405C

203474

203473

233708 (2)



206758

233707

203470



200541E



225837



200541E

I7024 - 2/3

